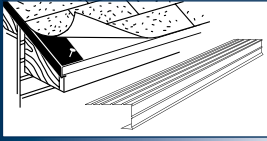


Roof Edge & Trim Styles

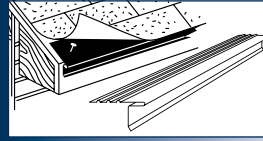
See pages 33-48 for product ordering information.

A & B Style



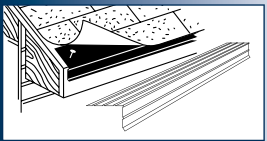
- Used on the rakes of gable roof ends
- Affords neat even finish
- For replacement and new roofs
- Covers and protects exposed wood sheathing edges from moisture deterioration

F Style



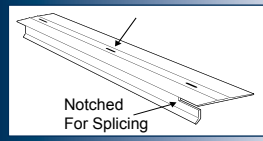
- Overhang gives maximum protection from roof run-off
- Directs run-off into gutters
- Used along gutter line of roof edge
- Protects and covers roof edge
- For new construction and reroofs
- Acts as a starter strip for a true edge to align shingles

C Style



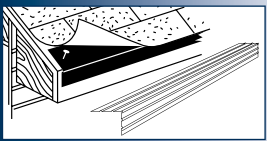
- Used along gutter line of roof's edge
- Drip leg extends run-off away from fascia
- Helps direct run-off into gutters
- Covers and protects wood sheathing edges
- Affords neat even finish

Vinyl



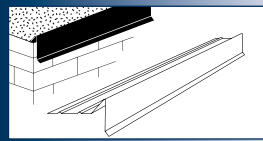
- Slotted every 30" for nailing
- Notched for splicing

D & E Style



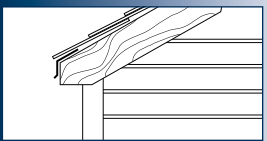
- Metal edges with a 1" to 3" drop
- Protect exposed wood sheathing edges
- For new construction or reroofs

H Style



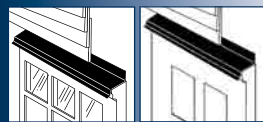
- For flat roofs
- Keep gravel from washing off
- Protect wall roof connections
- Gives neat finished appearance

Roof Apron



- Used with or without gutter
- Slips under shingles
- Extended drop with a drip lip for fascia board protection

Window & Door Caps



Capping of Window Capping of Door

- Metal edges cap over door and window frames
- Protect against moisture damage